

AP Chemistry Problem Set Chapters 8 & 9

Name \_\_\_\_\_

**Multiple Choice.** Please indicate your multiple choice answers below.

1. **C**                      2. **B**                      3. **D**                      4. **D**                      5. **A**

6. **A**                      7. **A**                      8. **D**                      9. **D**                      10. **E**

1.  $\text{CCl}_4$ ,  $\text{CO}_2$ ,  $\text{PCl}_3$ ,  $\text{PCl}_5$ ,  $\text{SF}_6$  Which of the following does not describe any of the molecules above? – **1989 (50%)**  
 (A) Linear            (B) Octahedral    (C) **Square planar**            (D) Tetrahedral            (E) Trigonal pyramidal

2. The melting point of  $\text{MgO}$  is higher than that of  $\text{NaF}$ . Explanations for this observation include which of the following? – **1999 (53%)**

- I.  $\text{Mg}^{2+}$  is more positively charged than  $\text{Na}^+$
- II.  $\text{O}^{2-}$  is more negatively charged than  $\text{F}^-$
- III. The  $\text{O}^{2-}$  ion is smaller than the  $\text{F}^-$  ion

(A) II only            **(B) I and II only**    (C) I and III only            (D) II and III only            (E) I, II, and III

3. Which ionic compound has the highest melting point?

(A)  $\text{KCl}$             (B)  $\text{K}_2\text{O}$             (C)  $\text{CaCl}_2$             **(D)  $\text{CaO}$**             (E)  $\text{CaBr}_2$

4. Of the following molecules, which has the largest dipole moment?

(A)  $\text{CO}$             (B)  $\text{CO}_2$             (C)  $\text{O}_2$             **(D)  $\text{HF}$**             (E)  $\text{F}_2$

5. Molecules that have planar configurations include which of the following?

- I.  $\text{BCl}_3$             II.  $\text{CHCl}_3$             III.  $\text{NCl}_3$

**(A) I only**            (B) III only            (C) I and II only            (D) II and III only            (E) I, II, and III

6. The electron-dot structure (Lewis structure) for which of the following molecules would have two unshared pairs of electrons on the central atom?

**(A)  $\text{H}_2\text{S}$**             (B)  $\text{NH}_3$             (C)  $\text{CH}_4$             (D)  $\text{HCN}$             (E)  $\text{CO}_2$

7. Which of the following molecules has a dipole moment of zero?

**(A)  $\text{C}_6\text{H}_6$  (benzene)**    (B)  $\text{NO}$             (C)  $\text{SO}_2$             (D)  $\text{NH}_3$             (E)  $\text{H}_2\text{S}$

8. Types of hybridization exhibited by the C atoms in propene,  $\text{CH}_3\text{CHCH}_2$ , include which of the following?

- I.  $\text{sp}$
- II.  $\text{sp}^2$
- III.  $\text{sp}^3$

(A) I only            (B) III only            (C) I and II only            **(D) II and III only**            (E) I, II, and III

9. The  $\text{SbCl}_5$  molecule has trigonal bipyramid structure. Therefore, the hybridization of Sb orbitals should be:

(A)  $\text{sp}^2$             (B)  $\text{sp}^3$             (C)  $\text{dsp}^2$             **(D)  $\text{dsp}^3$**             (E)  $\text{d}^2\text{sp}^3$

10. Which of the following compounds is ionic and contains both sigma and pi covalent bonds?

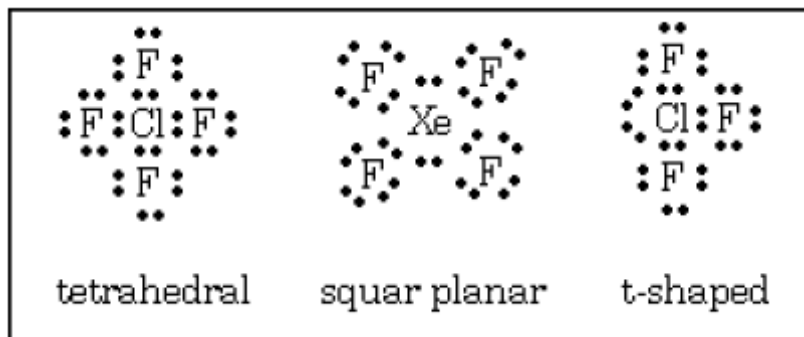
(A)  $\text{Fe}(\text{OH})_3$     (B)  $\text{HClO}$             (C)  $\text{H}_2\text{S}$             (D)  $\text{NO}_2$             **(E)  $\text{NaCN}$**

### Essays:

#1. (1989 - #5) Average Score: 2.7 out of 8



(a) Draw a Lewis electron-dot structure for each of the molecules above and identify the shape of each.



(b) Use the valence shell electron-pair repulsion (VSEPR) model to explain the geometry of each of these molecules.

$\text{CF}_4$  - 4 bonding pairs around the C at corners of regular tetrahedron to minimize repulsion (maximize bond angles).

$\text{XeF}_4$  - 4 bonding pairs and 2 lone pairs give octahedral shape with lone pairs on opposite sides of Xe atoms.

$\text{ClF}_3$  - 3 bonding pairs and 2 lone pairs give trigonal bipyramid with lone pairs in equatorial positions  $120^\circ$  apart.

#2. (1990 - #5)

Use simple structure and bonding models to account for each of the following.

(a) The bond length between the two carbon atoms is shorter in  $\text{C}_2\text{H}_4$  than in  $\text{C}_2\text{H}_6$ .

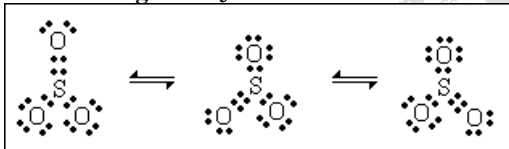
$\text{C}_2\text{H}_4$  has a multiple bond;  $\text{C}_2\text{H}_6$  has a single bond. Multiple bonds are stronger and therefore shorter than single bonds.

(b) The H - N - H bond angle is  $107.5^\circ$  in  $\text{NH}_3$ .

$\text{NH}_3$  has 3 bonding pairs and 1 lone pair of electrons. Bond pairs are forced together because the repulsion between the lone pair and the bond pairs is greater than that between bond pairs.

(c) The bond lengths in  $\text{SO}_3$  are all identical and are shorter than a sulfur-oxygen single bond.

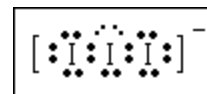
The bonding in  $\text{SO}_3$  can be described as a combination of 3 resonance forms of 1 double and single bonds.



The actual structure is intermediate between the 3 resonance forms, having 3 bonds which are equal and stronger (therefore shorter) than a S-O single bond.

(d) The  $\text{I}_3^-$  ion is linear.

The central I atom has 3 lone pairs and 2 bond pairs around it. To minimize repulsion, the 3 lone pairs are arranged in a trigonal plane at right angles to the I-I-I axis.

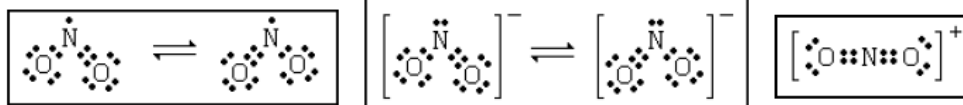


#3 (1992 - #9) Average Score: 2.5 out of 8



Nitrogen is the central atom in each of the species given above.

(a) Draw the Lewis electron-dot structure for each of the three species.

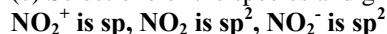


For  $\text{NO}_2$ , a correct structure with one electron on the single bonded oxygen is OK (Actually I would prefer it because the charge supports it). Note added to standards: Although not required by the wording of the question, both resonance forms are shown.

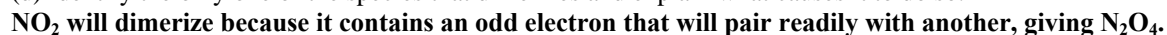
(b) List the species in order of increasing bond angle. Justify your answer.



(c) Select one of the species and give the hybridization of the nitrogen atom in it.



(d) Identify the only one of the species that dimerizes and explain what causes it to do so.



#4. (1999 - #8)

Answer the following questions using principles of chemical bonding and molecular structure.

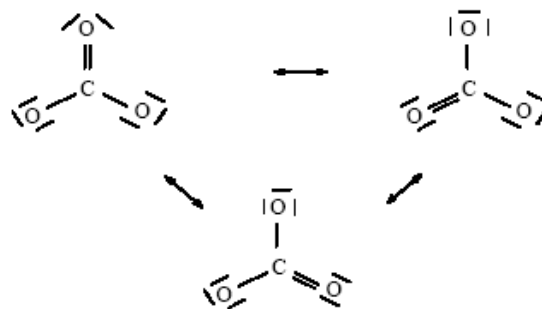
Consider the carbon dioxide molecule,  $\text{CO}_2$ , and the carbonate ion,  $\text{CO}_3^{2-}$ .

a. Draw the complete Lewis electron-dot structure for each species.



b. Account for the fact that the carbon-oxygen bond length in  $\text{CO}_3^{2-}$  is greater than the carbon-oxygen bond length in  $\text{CO}_2$ .

**In  $\text{CO}_2$ , the C-O interactions are double bonds. In  $\text{CO}_3^{2-}$  the C-O interactions are resonance forms (or figures to the right.) The carbon-oxygen bond length is greater in the resonance forms than in the double bonds.**



Consider the molecules  $\text{CF}_4$  and  $\text{SF}_4$ .

a. Draw the complete Lewis electron-dot structure for each molecule.



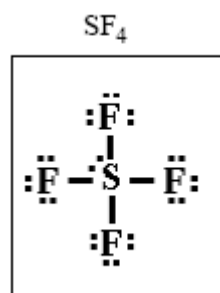
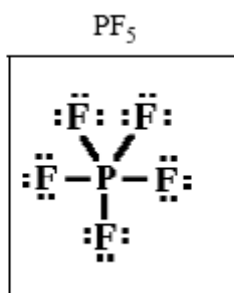
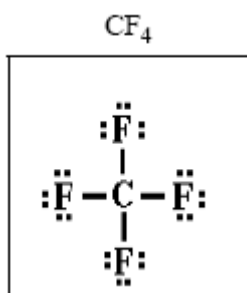
b. In terms of molecular geometry, account for the fact that the  $\text{CF}_4$  molecule is nonpolar, whereas the  $\text{SF}_4$  molecule is polar.

**$\text{CF}_4$  has a tetrahedral geometry, so the bond dipoles cancel, leading to a nonpolar molecule. With five pairs of electrons around the central S atom,  $\text{SF}_4$  exhibits a trigonal bipyramidal electronic geometry, with the lone pair of electrons. In this configuration, the bond dipoles do not cancel, and the molecule is polar.**

#5. (2005 - #6)

Answer the following questions that relate to chemical bonding.

(a) In the boxes provided, draw the complete Lewis structure (electron-dot diagram) for each of the three molecules represented below.



(b) On the basis of the Lewis structures drawn above, answer the following questions about the particular molecule indicated.

(i) What is the F–C–F bond angle in CF<sub>4</sub>?

**109.5°**

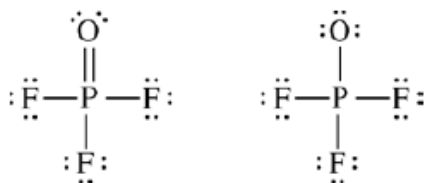
(ii) What is the hybridization of the valence orbitals of P in PF<sub>5</sub>?

**dsp<sup>3</sup>**

(iii) What is the geometric shape formed by the atoms in SF<sub>4</sub>?

**seesaw**

(c) Two Lewis structures can be drawn for the OPF<sub>3</sub> molecule, as shown below.



Structure 1

Structure 2

(i) How many sigma bonds and how many pi bonds are in structure 1?

**4 sigma bonds and 1 pi bond**

(ii) Which one of the two structures best represents a molecule of OPF<sub>3</sub>? Justify your answer in terms of formal charge.

**Structure 1 is the better structure because all of its atoms have a formal charge of zero.**

**P: 5 – 5 – 0 = 0**

**F: 7 – 1 – 6 = 0**

**O: 6 – 2 – 4 = 0**